



POLARIS

2020+ 509 and 509 for Polaris Helmet Owner's Manual Addendum








IMPORTANT!

This addendum contains new information about the **Fidlock® Retention Strap**.
Keep this addendum with your helmet owner's manual for future reference.

This addendum affects the following 509 and 509 for Polaris helmets:

- Altitude 2.0
- Delta R3L
- Delta R4
- Mach IV
- Mach III
- Mach V / Delta V
- Tactical 2.0 - *Note small/medium sizes manufactured in 2023 are affected by a separate recall and should be destroyed.*

Make sure your chin strap is correctly routed before each use.

Correct Strap Routing	Incorrect Strap Routing
  <p>recommended strap assembly</p>  	  

⚠ WARNING

Incorrect strap routing can allow the helmet to come off during an accident, potentially resulting in serious injury or death.

If the chin strap is incorrectly routed:

Use your fingers to correctly route the strap; do not use tools that might damage or fray the chin strap. If you are unable to reroute the strap properly, contact the 509 customer support team at 877-743-3509 or the Polaris customer support team at 1-800-POLARIS (1-800-765-2747).

Scan the QR code with your phone to be directed to the instructional video.

Link: ride509.com/pages/fidlock-inspection



FIDLOCK® is a registered trademark of Fidlock GmbH.

Rev 01 05/2025

Copyright 2025 Polaris Industries Inc.

Owner's Manual Addendum

PGA-25-03