

HALF WINDSHIELD KIT



P/N 2882704

APPLICATION

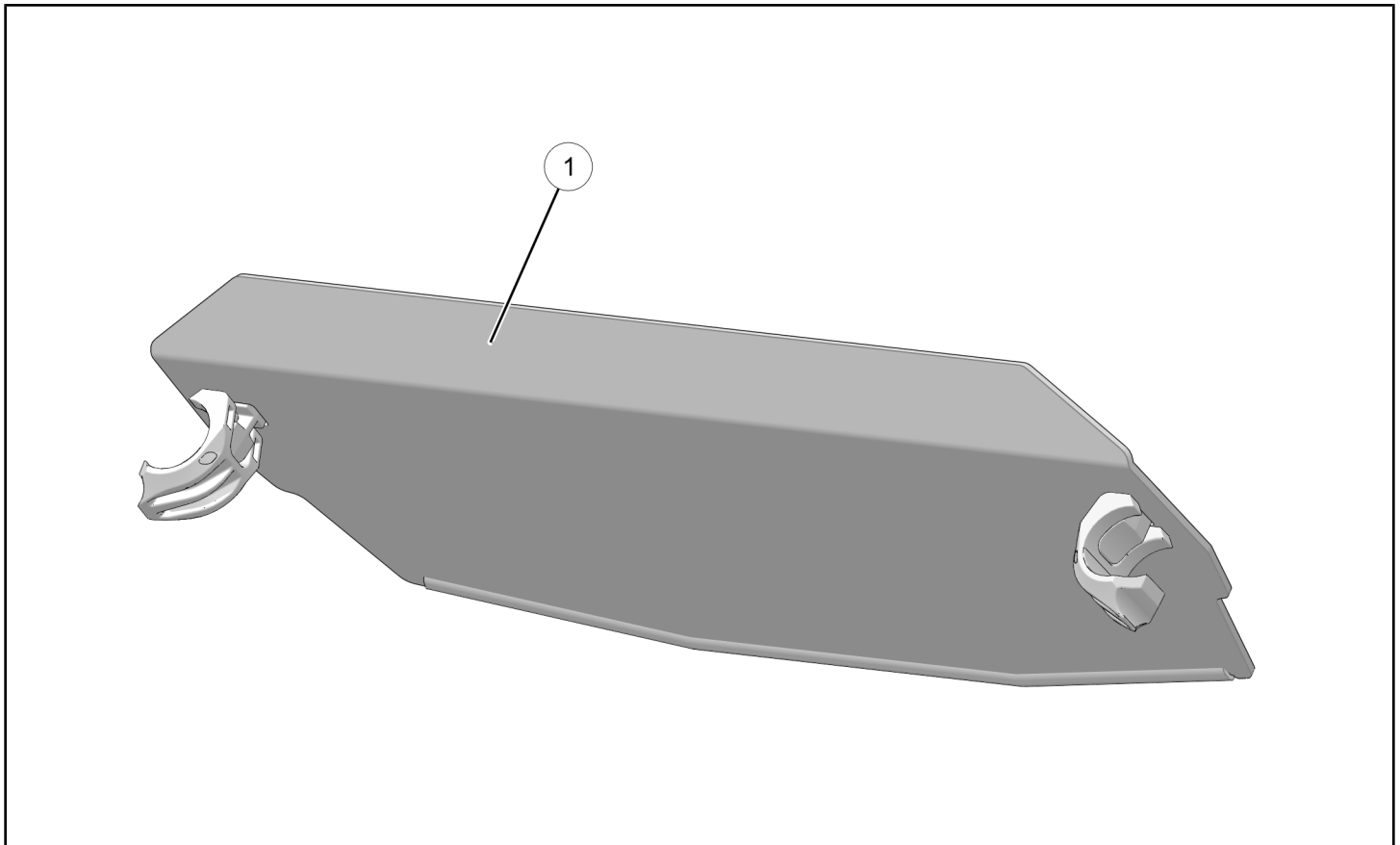
Verify accessory fitment at Polaris.com.

BEFORE YOU BEGIN

Read these instructions and check to be sure all parts and tools are accounted for. Please retain these installation instructions for future reference and parts ordering information.

KIT CONTENTS

This Kit includes:



REF	QTY	PART DESCRIPTION	PART NUMBER
1	1	Windshield, Half	2636877
	1	Instructions	9927973

TOOLS REQUIRED

None

IMPORTANT

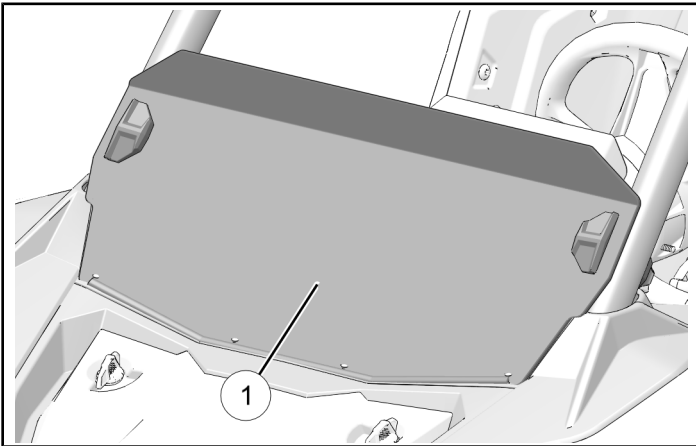
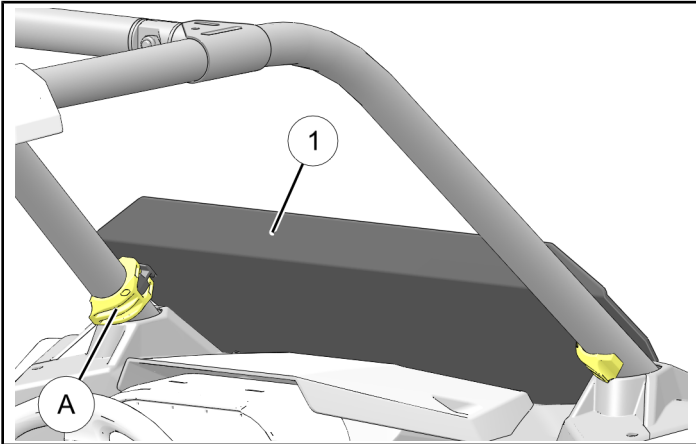
Your Half Windshield Kit is exclusively designed for your vehicle. Please read the installation instructions thoroughly before beginning. Installation is easier if the vehicle is clean and free of debris. For your safety, and to ensure a satisfactory installation, perform all installation steps correctly in the sequence shown.

ASSEMBLY TIME

Approximately 5 minutes

INSTALLATION INSTRUCTIONS

1. Shift vehicle transmission into "PARK". Turn key to "OFF" position and remove from vehicle.
2. Open two clamps **A**, position lower edge of windshield **1** against dash panel, then lock clamps to A-pillars.



FEEDBACK FORM

A feedback form has been created for the installer to provide any comments, questions or concerns about the installation instructions. The form is viewable on mobile devices by scanning the QR code or by clicking [HERE](#) if viewing on a PC.

⚠ WARNING

If transporting vehicle in non-enclosed trailer then vehicle must **FACE FORWARD**, or windshield must be removed. Failure to comply may allow airflow, vibration, or other factors to separate windshield from vehicle and cause an accident, resulting in serious personal injury or death.

FEEDBACK FORM

