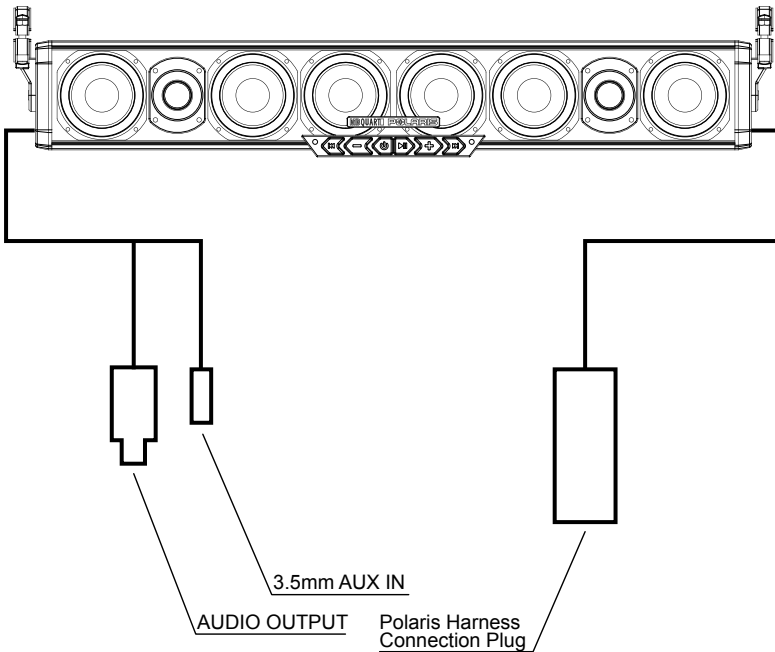


Congratulations on your choice of Polaris Sound Bars by MB Quart. This "Quick Start" Installation guide is meant to help you complete a basic installation. For more detailed information about the product, please visit our website at MBQuart.com

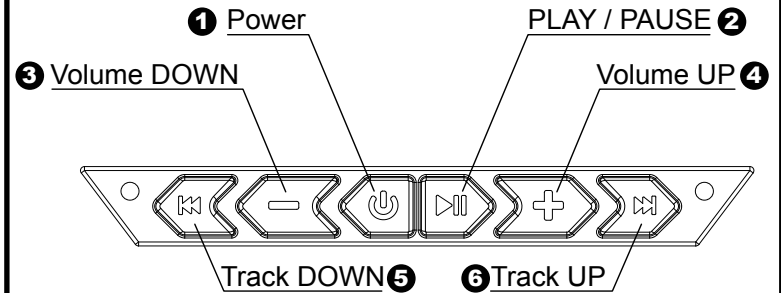
Wiring

The wiring and connections should be secure and away from any moving parts or extremely hot surfaces.



Controls

- 1 Power - Will turn the unit on or off. / Three second press will switch audio inputs.
- 2 PLAY / PAUSE - Press once to pause. Press again to play.
- 3 Volume DOWN - Each press will decrease the volume.
- 4 Volume UP - Each press will increase the volume.
- 5 Track DOWN - Press to restart the current track or to back up to previous tracks.
- 6 Track UP - Press to advance to the next track.



Bluetooth Device Pairing

The pairing process can vary based on your particular device. Refer to the operating instructions of your device. Below is the general process to connect.

The Polaris Sound bar unit can be powered on either with the power button or with the orange remote turn on wire.

During unit power up, the blue LED on the left of the control panel will blink indicating that it is in Bluetooth search mode.

During this process "POLARIS" should show up in your list of Bluetooth devices when the search has connected with your device. When the connection is made the blue LED will change to solid.

Once a device has been paired the unit will reconnect at power up if the device is in range.

To connect to a different device, the first device will need to be disconnected.

When a phone call is received, the audio signal will mute but not disconnect.

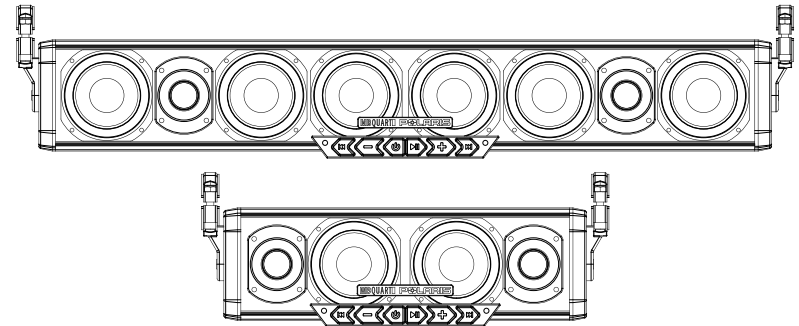
To switch to 3.5mm press the power button for three sec.

To switch back to BT press the power button again for three sec.

POLARIS®

ENGINEERED PARTS
ACCESSORIES & APPAREL

Operators Guide



MBQuart.com
#MUSICDEFINED

WARRANTY

Maxxsonics USA Inc. warrants this product, to the original consumer purchaser, to be free from defects in material and workmanship for a period of one (1) year from the date of purchase. Maxxsonics USA Inc. will, at its discretion, repair or replace defective products during the warranty period. Components that prove to be defective in materials and workmanship under proper installation and use must be returned to the original authorized Maxxsonics USA Inc. retailer from where it was purchased. A photocopy of the original receipt must accompany the product being returned. The costs associated with removal, re-installation and freight are not the responsibility of Maxxsonics USA Inc. This warranty is limited to defective parts and specifically excludes any incidental or consequential damages connected therewith. To view the full warranty, please visit the website.

MBQuart products are designed and engineered in the USA by

MAXXSONICS®

847-540-7700

www.maxxsonics.com

Pol SBAR8 QSG 01 - rev1

MB
QUART

Polaris
Sound Bars